



ELT and ELT HH Dishmachine

A new standard in clean

- **Low-temp** machine provides exceptional one-pass wash results with water and energy efficiency
- **Powered by DishIQ** to make your dishroom smarter, safer and more efficient
- **Recirculating design** with 67-second cycle time enables water, energy and labor savings while achieving outstanding results
- **Intuitive user interface** promotes a positive user experience with decreased labor and training costs
- **Ecolab chemistry** is uniquely positioned for superior results every time



ELT

ELT-HH

The new, reimagined, recirculating design helps drive more efficient water and labor use while providing the best results so you can do more with less.

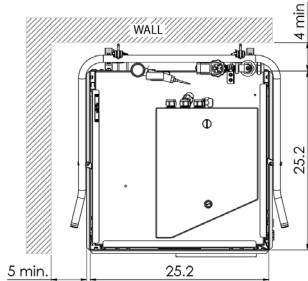
Ecolab® DishIQ™

Learn more about the program
Ecolab.com/DishIQ

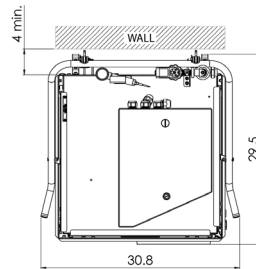


Ecolab Dishmachine Rental Program

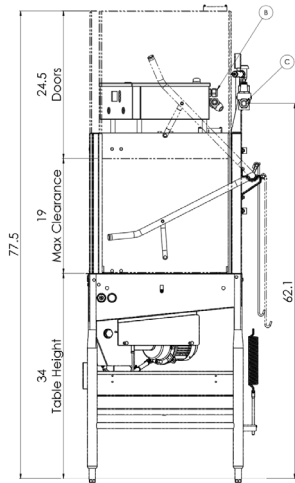
The highest level of clean, backed by service you can trust



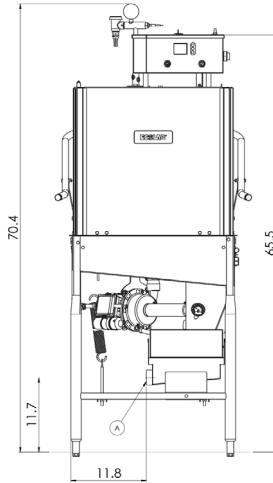
Top View
Corner Configuration



Top View
Straight Through Configuration



Right View



Front View

- A - Drain Connection
- B - Electrical Connection
- C - Water Inlet

All dimensions from floor are adjustable +/- 1/2" due to bullet feet

ELT specifications

OPERATING CAPACITY	
Racks per Hour	54
OPERATING CYCLE NORMAL	
Wash Time	50
Dwell Time	1
Rinse Time	11
Load Time	5
Total Cycle Time	67
OPERATING TEMPERATURES	
Wash (min.)	120°F
Sanitizing Rinse (min.)	120°F
WATER CONSUMPTION	
Gallons per Rack	0.83 gal/rack
ELECTRICAL RATINGS	
Wash Pump	1 hp
WASH CHAMBER	
Height	19"
WEIGHT	
Machine Weight	197 lbs
UTILITY REQUIREMENT ELECTRICAL	
Voltage/Frequency/Phase: 120V/60Hz/1 Ph	
Total Amperage	12A
Minimum Electrical Circuit	15A
WATER	
Hot Waterline Size	½" (NPT)
Flow Pressure (required)	15-25 psl
Incoming Temperature (min.)	120°F
Incoming Temperature (recommended)	140°F
DRAIN	
Drainline Size (min.)	2"

CONFORMS TO NSF STD 3
CONFORMS TO UL STD. 921
CERTIFIED TO CSA C22.2 NO.168

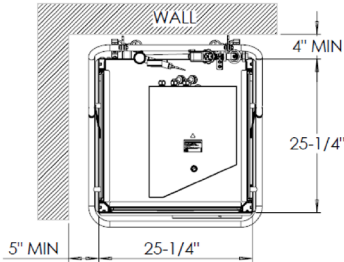


Scan the QR code to learn more about the Ecolab Dishmachine Program or contact your Ecolab representative

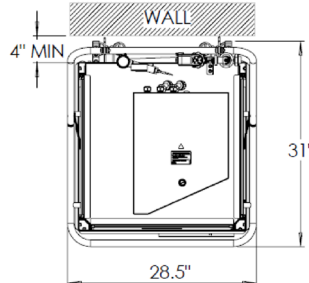


Ecolab Dishmachine Rental Program

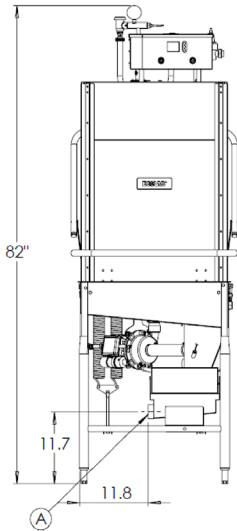
The highest level of clean, backed by service you can trust



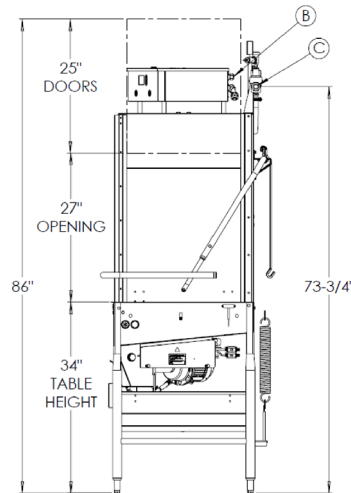
Top View
Corner Configuration



Top View
Straight Through Configuration



Right View



Front View

- A - Drain Connection
- B - Electrical Connection
- C - Water Inlet

All dimensions from floor are adjustable +/- 1/2" due to bullet feet

ELT-HH specifications

OPERATING CAPACITY	
Racks per Hour	54
OPERATING CYCLE NORMAL	
Wash Time	50
Dwell Time	1
Rinse Time	11
Load Time	5
Total Cycle Time	67
OPERATING TEMPERATURES	
Wash (min.)	120°F
Sanitizing Rinse (min.)	120°F
WATER CONSUMPTION	
Gallons per Rack	0.83 gal/rack
ELECTRICAL RATINGS	
Wash Pump	1 hp
WASH CHAMBER	
Height	27"
WEIGHT	
Machine Weight	250 lbs
UTILITY REQUIREMENT ELECTRICAL	
Voltage/Frequency/Phase:	120V/60Hz/1 Ph
Total Amperage	12A
Minimum Electrical Circuit	15A
WATER	
Hot Waterline Size	1/2" (NPT)
Flow Pressure (required)	15-25 psl
Incoming Temperature (min.)	120°F
Incoming Temperature (recommended)	140°F
DRAIN	
Drainline Size (min.)	2"

CONFORMS TO NSF STD 3
CONFORMS TO UL STD. 921
CERTIFIED TO CSA C22.2 NO.168



Scan the QR code to learn more about the Ecolab Dishmachine Program or contact your Ecolab representative

